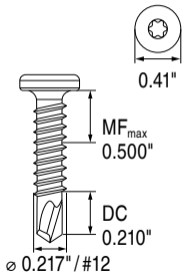


S-DD 12-14x1" TPCH3 Z

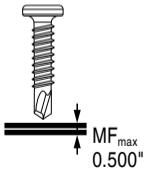
#2477866



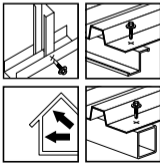
MF_{max}
0.500"

DC
0.210"

$\varnothing 0.217"/\#12$



Zinc / Zingué / Galvanizado



2478136-11.2025

